

Bishops Tawton School Chilli Pepper Learning






Green level – Our expectation is that ALL children will complete this

Amber level – Our expectation is that MOST children will complete this

Red level – Our expectation is that SOME children will complete this

Key Stage 2 (Year 3,4,5 & 6)

Week 22nd February – 26th February 2021

 How hot are you prepared to go? 			
	Green 		Amber 
	Red 		
Reading	20 minutes of reading each day You have been assigned a new book on Get Epic , enter your class code then find your account. Your new book should be in your mailbox. Complete the guided reading task that goes with your book.		30 minutes of reading each day Read something different at home (e.g. recipe, newspaper, magazine).
English	Mon	Y3/4/5/6 Follow this link and complete the activities on the video.	40 minutes of reading each day Use Get Epic or another source to find and read an explanation text.
	Tues	Y3/4/5/6 Follow this link and complete the activity below: <ul style="list-style-type: none"> Match the summary sentences to the different parts of the chocolate making process (English document provided) 	
	Wed	Y3/4/5 Follow this link below and complete the activities below: <ul style="list-style-type: none"> Use the conjunctions on the green box to complete the 	

		<p>sentences (English document provided)</p> <ul style="list-style-type: none">Have a go at using the conjunctions to write some sentences of your own <p>Y6</p> <p>Work through the Y6 PowerPoint and complete the activities.</p>		
	Thurs	<p>Y3/4/5/6</p> <p>Follow the link below and complete the activities below:</p> <ul style="list-style-type: none">Use the fronted adverbials for when, where and how to complete the sentences (English document provided)Add the missing commas to the sentences (English document provided)		
	Fri	<p>Y3/4/5/6</p> <p>Work through the English PowerPoint and complete the activities.</p>		
Maths	Mon	<p>Year 3</p> <p>Follow this link to access the Oak academy lesson and complete the activity on the document sent to you.</p>	<p>Y3/4</p> <p>Ordering and sequencing 3 or 4 digit numbers</p>	<p>Y3/4/5/6</p> <p>Four digit targets</p> <p>Y5/6</p> <p>Negative tug of war</p> <p>Y5/6</p> <p>Satisfying four statements</p>
		<p>Year 4</p> <p>Follow this link to access the Oak academy lesson and complete the activity on the document sent to you.</p>		
		<p>Year 5</p> <p>Follow this link to access the Oak academy lesson and complete the activity on the document sent to you.</p>		
		<p>Year 6</p> <p>Follow this link to access the Oak academy lesson and complete the activity on the document sent to you.</p>		
	Tues	<p>Year 3</p> <p>Follow this link to access the Oak academy lesson and complete the activity on the document sent to you.</p>	<p>Y4/5</p>	
		<p>Year 4</p>		

		Follow this link to access the Oak academy lesson and complete the activity on the document sent to you.	Ordering negative numbers game (Select -10 - 10 on the start menu) Y5/6 Place value who wants to be a millionaire	Y6 Negative dice
		Year 5 Follow this link to access the Oak academy lesson and complete the activity on the document sent to you.		
		Year 6 Follow this link to access the Oak academy lesson and complete the activity on the document sent to you.		
	Wed	Year 3 Follow this link to access the Oak academy lesson and complete the activity on the document sent to you.		
		Year 4 Follow this link to access the Oak academy lesson and complete the activity on the document sent to you.		
		Year 5 Follow this link to access the Oak academy lesson and complete the activity on the document sent to you.		
		Year 6 Follow this link to access the Oak academy lesson and complete the activity on the document sent to you.		
	Thurs	Log onto your Mymaths to complete today's lesson.		
	Fri	Log onto your Mymaths to complete today's lesson.		
	Project	Geography We are going to investigating the different layers of the rainforest, we would first like you to have a go at the Rainforest layers match up activity (PDF sent), look at the diagram with the different layers, then look at the different animals and try to think about which animals would live in which layer of the rainforest. Once you've had a go at matching the animals to the layers, have a look at the answer sheet to see if you were right! Do some research to find out about the different layers of the rainforest, here are some different resources and links to help you: <ul style="list-style-type: none">• DK Find Out!• Layers of the rainforest video		

	<ul style="list-style-type: none"> Looking at layers: Looking in to the rainforest book – Get Epic! <p>Once you've done some research, we would like you to share the information you have learned, you can present this in any way of your choosing (e.g poster, powerpoint, video).</p> <p>Music</p> <p>Follow this link and complete the following activities:</p> <ol style="list-style-type: none"> 1. Read and then watch the first video on the link above to find out about the composer and piece of music. 2. Draw a circle in the middle of a piece of paper, this is representing Earth. Now play the second video: 3. As you listen, draw what you think the music is describing. You might like to focus on the atmosphere around Earth at the beginning of the music, and draw the stars and other planets floating around the earth. Focus then on the middle of the music and draw the movement and action on our planet (inside the circle).
<p>Keeping Healthy</p>	<p>Physical Health</p> <p>Youth sport trust have been live streaming and recording an after-school club skill lessons linked to different Olympic events. Watch the lesson by Jade Windley and Sam Dickinson (British Triathlon) and complete the activities.</p> <p>https://www.youtube.com/watch?v=yJk22hzrnK4&list=PLnwoPgo24bhnWi_Y7rIS4CZnFQNLyJm9b&index=34</p> <p>Create your own skills session, linked to an Olympic event. Now the weather is improving can you use your outdoor space to complete your activities?</p> <p>Mental Health</p> <p>To complement your music work this week, think about how the music makes you feel. What emotions does it generate? Now revisit your art work and represent your feelings and emotions in your picture.</p>